

SLOW PITCH LEAGUE EXPECTATIONS

*Metro ASA Slow Pitch Clinic
March 25, 2014*



PAY SHEETS:

- On Website (FORMS PAGE):
- Complete Online, Save,
Email to Greg Pohl
- OR - Print out: Print Legibly &

Mail To:

Greg Pohl


2371 Seven Pines Drive #5

St. Louis, MO 63146

Due By 10th Of Following Month

Circle Your Medal's Program Level:
 Blue Bronze Silver Gold
 Elite ISF None

St. Louis ASA
Umpire Association
Score Sheet



Printed Name: _____ Month of: _____ 20__

DAY	DATE	PARK	DIAMOND SEED	LEAGUE #	GAME TIME	TEAM NAME	SCORE
_____	_____	_____	_____	_____	_____	_____	_____
V- _____							
H- _____							

DAY	DATE	PARK	DIAMOND SEED	LEAGUE #	GAME TIME	TEAM NAME	SCORE
_____	_____	_____	_____	_____	_____	_____	_____
V- _____							
H- _____							

DAY	DATE	PARK	DIAMOND SEED	LEAGUE #	GAME TIME	TEAM NAME	SCORE
_____	_____	_____	_____	_____	_____	_____	_____
V- _____							
H- _____							

DAY	DATE	PARK	DIAMOND SEED	LEAGUE #	GAME TIME	TEAM NAME	SCORE
_____	_____	_____	_____	_____	_____	_____	_____
V- _____							
H- _____							

After you have completed your final games of the month - Mail to:
Greg Pohl - 2371 Seven Pines Drive #5 - St. Louis, MO 63146




BAT LIST:

- On Website (FORMS PAGE):
- Print Yourself A Copy
- Keep Handy – Car, clipboard, Or somewhere you have Access to it.

ASA Bat Testing & Certification Program

There are thousands of bats that have been manufactured over the past several years. For any bat to be used in St. Louis ASA Softball Play it:

1. Must have **either** the ASA approved 2000 certification mark or the ASA 2004 certification mark, or the **new** certification mark for 2013 and beyond for **SLAPP FTCH** as shown below, and must not be listed on an **ASA NON-APPROVED Bat**. The new page list of ASA 2013 Approved Bats can be found online at: http://www.asasoftball.com/usa/asa2013_approved_bats.asp

New for 2013 – New Pink Approved Now for 2014 – Make Your Pink & MOP

2. In addition, Roger Bony – St. Louis County Slow Pitch Commissioner, has the new page list of ASA 2013 Approved Bats available for issues and concerns to refer to when requesting bats.
3. If your bat was manufactured in 2013 or after, and is from 2013, you will use one of these certification marks: www.asasoftball.com. However, if your bat was made prior to 2013, and for the sole duration of the entire 2013 year ASA certification will be listed – it may be used in non-competitive play.
4. If your bat does have one of these certification marks, but it is on the ASA NON-Approved Bat List – **you can not use it!**
5. Competing Organizations have also placed links on their lists to St. Louis County SOFTBALL that you purchase a **SLAPP bat 1** that only has the "SLAPP" Logo on it – **PROHIBITED!** Players will be purchased in the next few years from being used legally. **SOFT IN ASA – You Have Much More Flexibility in the Bats You Can Use!**

ASA Non-Approved Bat List with Certification Marks

Condon	VERSO Lady Vixen	Easton	SOCC Synergy	Easton	SOCC Synergy 2
Louisville Slugger	FP136	Louisville Slugger	FP136	Louisville Slugger	FP136
Louisville Slugger	FP265 Certified (4)	Louisville Slugger	SB04 New	Louisville Slugger	SB14 New
Louisville Slugger	SB494	Louisville Slugger	SB7V TPS Velour	Miken	MSP Freak
Miken	Ultra	Miken	Ultra II	Miken	Ultra Multistrike
Nokona	Tombawk	Schutt	BallStar Schutt Bat	Worth	ESTP
Worth	QUEST	Worth	SBWV/Victor	Worth	SPFKA
Worth	WASC Wicket Comp (SP Only)	Worth	WASC	Worth	SESTSN
Worth	305H	Worth	3074	Worth	304L
Worth	30133C Wicket (SP Only)				

Copyright © 2013 Amateur Softball Association of America

INCIDENT REPORT(S):

- On Website (FORMS PAGE):
- Complete Online, Save,
Email to Greg Pohl
- OR - Print out: Print Legibly &
Mail To:

Greg Pohl

2371 Seven Pines Drive #5

St. Louis, MO 63146

Two Types: Must Submit...

Incident Report ASA/USA Softball Insurance Program

It is important to have written incident reports on file regarding ASA injuries, property damage or other incidents that may result in a claim against your team or league. Many such claims allege negligence, and written reports prepared immediately after an incident occurs are invaluable in defending these types of claims. In the event of a serious injury, it is important to ask for written statements from witnesses and individuals actually involved in the incident. One copy of the report should be sent to Bollinger Insurance, one copy to your State or Metro ASA Commissioner, and you should keep a copy of the report for your own records since many lawsuits are filed long after the injury occurs.

Attach any additional information that might be helpful in defense of a future claim, such as: police report, doctor's statement, pre-game field inspection report, routine facility maintenance report, photos taken at the time of the incident and written statements of witnesses.

This form is not an Accident Claim Form. If the injured party has ASA insurance and is seeking medical reimbursement, they must complete an Accident Claim Form. Please visit our web site, www.BollingerASA.com, to print the form.

This report is to be completed by:

Coach, Official or Umpire	For incidents occurring during regular, pre-season or post-season team activities
Director or Sponsor	For incidents occurring during tournaments or special events
Director or Coach	For incidents occurring during camps or clinics

1. General Information

DATE AND TIME OF REPORT:

REPORTER'S NAME: POSITION:

HOME ADDRESS:

PHONE (H): PHONE (W):

PHONE (CELL): EMAIL:

EVENT/ACTIVITY:

DATE AND TIME OF INCIDENT:

LOCATION OF INCIDENT:

INCIDENT REPORT(S):

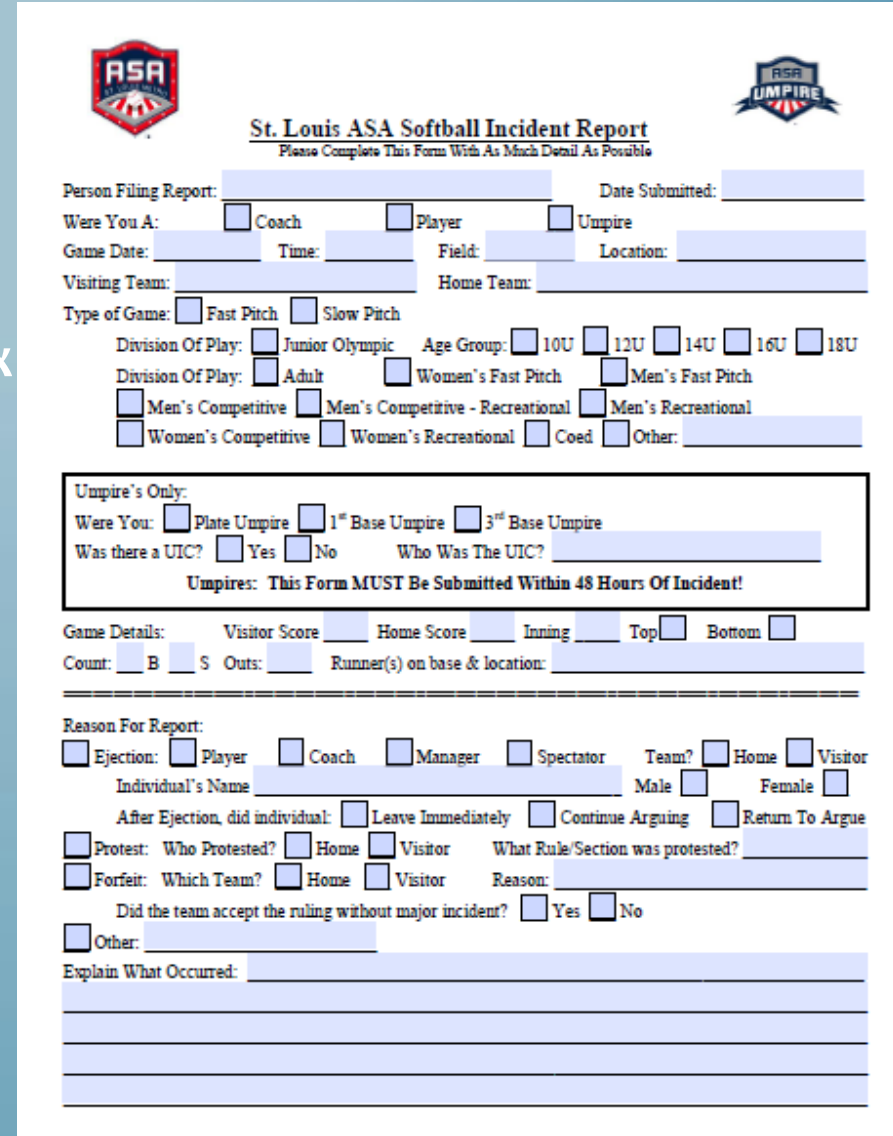
- On Website (FORMS PAGE):
- Complete Online, Save,
Email to Greg Pohl
- OR - Print out: Print Legibly &
Mail To:

Greg Pohl

2371 Seven Pines Drive #5

St. Louis, MO 63146

Two Types: Must Submit...



The image shows a 'St. Louis ASA Softball Incident Report' form. At the top, there are two logos: the ASA logo on the left and the ASA UMPIRE logo on the right. The title is 'St. Louis ASA Softball Incident Report' with the instruction 'Please Complete This Form With As Much Detail As Possible'.

The form is divided into several sections:

- Person Filing Report:** A line for the name and a line for the 'Date Submitted'.
- Were You A:** Three checkboxes for 'Coach', 'Player', and 'Umpire'.
- Game Date:** Lines for 'Date', 'Time', 'Field', and 'Location'.
- Visiting Team:** A line for the name and a line for the 'Home Team'.
- Type of Game:** Two checkboxes for 'Fast Pitch' and 'Slow Pitch'.
- Division Of Play:** Two rows of checkboxes. The first row includes 'Junior Olympic' (with sub-checkboxes for 10U, 12U, 14U, 16U, 18U) and 'Age Group'. The second row includes 'Adult', 'Women's Fast Pitch', and 'Men's Fast Pitch'.
- Other Categories:** Checkboxes for 'Men's Competitive', 'Men's Competitive - Recreational', 'Men's Recreational', 'Women's Competitive', 'Women's Recreational', 'Coed', and 'Other'.

A box labeled 'Umpire's Only:' contains:

- 'Were You:' with checkboxes for 'Plate Umpire', '1st Base Umpire', and '3rd Base Umpire'.
- 'Was there a UIC?' with 'Yes' and 'No' checkboxes, followed by a line for 'Who Was The UIC?'.
- A bold instruction: 'Umpires: This Form MUST Be Submitted Within 48 Hours Of Incident!'.

Game Details: Lines for 'Visitor Score', 'Home Score', 'Inning', and 'Top/Bottom'.

Count: Lines for 'B', 'S', 'Outs', and 'Runner(s) on base & location'.

Reason For Report: A section with checkboxes for 'Ejection' (Player, Coach, Manager, Spectator) and 'Team?' (Home, Visitor). It includes a line for 'Individual's Name' and 'Male/Female' checkboxes. Below this are checkboxes for 'After Ejection, did individual:' (Leave Immediately, Continue Arguing, Return To Argue). It also has checkboxes for 'Protest' (Who Protested? Home, Visitor) and 'Forfeit' (Which Team? Home, Visitor), with a line for 'Reason:'. At the bottom of this section is a question: 'Did the team accept the ruling without major incident?' with 'Yes' and 'No' checkboxes.

Other: A line for an 'Other' category.

Explain What Occurred: A large section with multiple horizontal lines for a detailed description of the incident.

RAIN OUT POLICY - NEW

St. Louis ASA League & Tournament Games (Effective 2014): The association will reimburse umpire(s) up to amount indicated below for travel to/from home/game site *provided sufficient notice was not given before arrival, and NO games are played.* Reimbursement will be paid following the event. For league play, umpires need to check the rain number before leaving home/work, or 4:00 pm, whichever is later, then notify the league coordinator via email or phone the day of the event in order to be reimbursed. League coordinators will forward information to association in order to be paid during a regular pay period. For tournament play, tournament UIC's or "Working UIC's" must submit information in their post tournament summary forms, or notify the association the day of the event. Umpires are expected to register with TournamentASA for EACH tournament they are assigned. Failure to prove registration negates reimbursement.

- Each Umpire: ½ of the base salary for each game (Currently \$10.00 SP / \$15.00 FP)

Basically: When weather is a concern, check with your league "Rain" number to see if you are playing. If games are "On" and you arrive at the park, but are unable to play because it starts raining, **CONTACT YOUR LEAGUE COORDINATOR THAT NIGHT** and notify them of what happened. They will submit payment info to Greg Pohl.

NEW UMPIRE TRAINING:

We have several “New” ASA Umpires that will need some training before umpiring leagues on their own.

These umpires will shadow/umpire with another experienced umpire until released to umpire on their own. It is expected this will be between 4 – 12 Games.

Experienced umpire will be paid their normal rate. New Umpire will be paid \$10.00/game during training. Umpire Coordinator will determine the schedule.

**TOPICS
TO BE
COVERED**

- *Elements of a Successful Umpire*
- *Difficult Situations*
- *Paperwork*

ELEMENTS OF A SUCCESSFUL UMPIRE

- *Professional Appearance*
- *Communication*
- *Conditioning*
- *Game Management*
- *Judgment*
- *Mechanics*
- *Positioning*
- *Rule Knowledge*
- *Timing*

PROFESSIONAL APPEARANCE

YES



Grey Umpire
Pants are also
a Yes!

NO



COMMUNICATION

- *Business-like and professional*
- *Good listening skills*
- *Verbalize*

- *It goes with appearance – Look the part.*

- *Does your uniform fit properly?*

CONDITIONING

GAME MANAGEMENT

- *Hustle*
- *Preventative Umpiring*
- *Be observant*

JUDGMENT

- *Does it make sense?*
- *Common sense application of the rules.*
- *Were you in position to make the call?*

- *Movement*

- *Judgment*

- *Positioning*

- *Signals*

- *Timing*

- *Verbal
Calls*

MECHANICS

POSITIONING

- *Equals credibility*
- *Be a student of the game*
- *Complete concentration*
- *Knowledge of Mechanics*

- *Essential*
- *Study the rulebook*
- *Attend training clinics – local and national*
- *Talk plays with other umpires*

RULE KNOWLEDGE

TIMING

- *Essential*
- *Makes it believable*
- *Too quick or too long are equally bad*
- *See the whole play, hesitate slightly, make the call*

- *Be fair. Do not make calls because of some incident that happened in an earlier game.*
- *Do not permit other coaches or players to be present during a discussion about a call with a coach.*
- *Don't defend your call. Listen to the coach. Accept everything he says.*
- *Ask the question: Do you want to know what I saw?*

DIFFICULT SITUATIONS

WHEN A COACH WANTS TO ARGUE

- *Use an escalating method of control.*
 - *First, control by demeanor: listen to the coach, don't argue, ask if he really wants an answer.*
 - *Second, control by example: Explain quietly what you saw, tell him we're ready to play.*
- *Third, control by leaving the scene of the dispute: Walk away from the spot of the conflict, even if it's just a few steps. Turn your back on the coach. If anything else happens, it cannot be your fault!*
- *Fourth, control by force, with clear, pre-defined consequences for additional bad behavior: Possibly restricting him to the dugout or ejection from game if absolutely necessary*

PAPERWORK, LOCK BOXES, ETC.

- *Just do it!*
- *Turn In Your Game Score Cards To The Designated Location for Each League!*
- *If you do not know where, ask another umpire at the fields, or check with umpire coordinator before working that night!*